



LightMat[®]

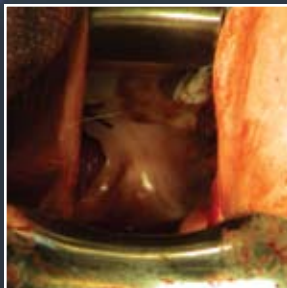
SURGICAL ILLUMINATOR

by Lumitex MD[®]

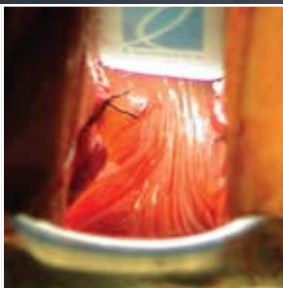
Improve visualization inside the surgical site

Lumitex[®] LightMat[®] Surgical Illuminator attaches easily to most retractors, bringing bright, cool area lighting where it's needed – inside the surgical cavity.

- Cool light may be inserted directly into the surgical site, including deep cavities, small openings, under flaps, and in lateral margins.
- Flexible LightMat conforms to your existing retractors or other instruments, attaches easily, maintains a low profile.
- Shadowless, bright, continuous area lighting improves visualization, especially when working in teams.
- Helps save time, minimize blood loss, and navigate sensitive areas.
- Latex-free.
- Attaches to standard OR light sources.
- Improves surgeon's mobility.



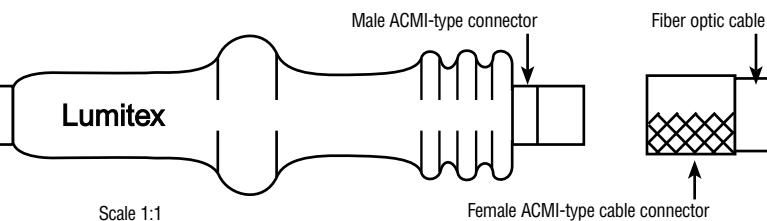
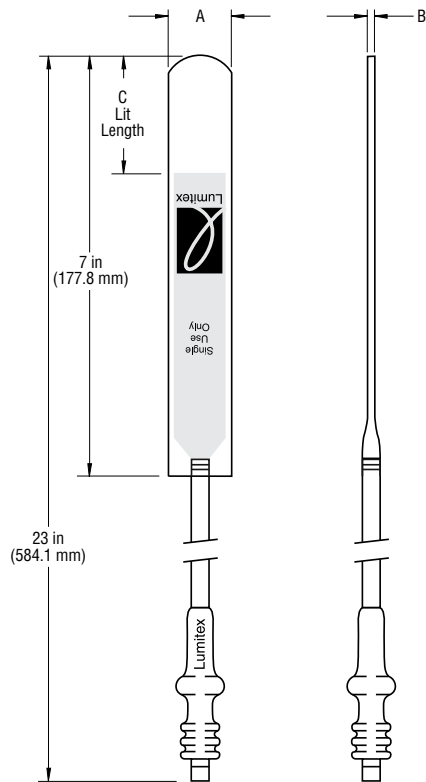
View without LightMat



View with LightMat

"We all know that traction/counter-traction and visualization are the keys to success in surgery. This LightMat makes visualization so much easier in deep cavities. I find it saves significant time and ultimately leads to safer, more efficient surgery."

William B. Saye, M.D., F.A.C.O.G., F.A.C.S.



Scale 1:1

Female ACMI-type cable connector

Order No.	A	B	C	Description
004804	1.1 in (27.9 mm)	0.2 in (5.1 mm)	2 in (50.8 mm)	LightMat Standard (box of 5)
SA3550	1.1 in (27.9 mm)	0.17 in (4.3 mm)	2 in (50.8 mm)	LightMat Standard Flexible (box of 5)
TA2334	0.6 in (15.2 mm)	0.16 in (4.1 mm)	1 in (25.4 mm)	LightMat Thin Malleable (box of 5)
UA2550	0.6 in (15.2 mm)	0.06 in (1.5 mm)	2 in (50.8 mm)	LightMat Ultra-Thin Flexible (box of 5)

LightMat ACMI Fiber-Optic Cable Part #: 005011

LightMat Olympus Fiber-Optic Cable Part #: 005365

LightMat Storz Fiber-Optic Cable Part #: 005366

LightMat Wolf Fiber-Optic Cable Part #: 005757

Order No.	A	B	C	Description
MM1462	0.4 in (10.2 mm)	0.15 in (3.8 mm)	1.25 in (31.8 mm)	MicroBright* (box of 5)

*MicroBright requires a special cable connection different from the LightMats above.

MicroBright ACMI Fiber-Optic Cable Part #: 006241

MicroBright Olympus Fiber-Optic Cable Part #: 006424

MicroBright Storz Fiber-Optic Cable Part #: 006422

MicroBright Wolf Fiber-Optic Cable Part #: 006423

Distributed by:

Device Description:

The LightMat® is a disposable, single-use-only device, designed to provide cool, bright area illumination for improved visualization within surgical cavities.

The LightMat is a flexible, acrylic fiber optic panel that attaches to most surgical retractors using biocompatible, two-sided adhesive (included in each sterile pouch). It can also be attached to suction devices or other instruments, or used independently, conforming to the surgical site. Attach when the surgical instrument is clean and dry.

For use in surgical specialties of gynecology, general surgery, colorectal surgery, plastic surgery, orthopedic surgery, spinal surgery, cranio-maxillo-oculo-facial surgery, oral surgery, urology and ENT. It is not recommended for intracranial surgery.

Technical Information:

- Sterile, single use only.
- Latex-free.
- Light source: Xenon 300 watt maximum or Metal Halide equivalent. See Instructions For Use.
- Cable: 4 mm with female ACMI-type connector (see diagram at left).
- MicroBright cable: 2.5 mm with custom connection type (see MicroBright cable at left).
- Dimming overhead lights may improve visualization.
- Attach to clean, dry instrument with logo (lit) side facing surgical site.

Consult product inserts and labels for indications, contraindications, hazards, warnings, cautions, and Instructions For Use.

For more information on LightMat, please contact your Lumitex representative.



Manufactured by Lumitex, Inc.
8443 Dow Circle • Strongsville, OH 44136
Phone: (440) 243-8401 • (800) 969-5483
Fax: (440) 243-8402
E-mail: medical@lumitex.com
www.lightmat.com

© 2004 Lumitex, Inc. Lumitex is a registered trademark of Lumitex, Inc.
LightMat is a registered trademark of Lumitex, Inc. Lumitex products are protected by U.S. and foreign patents and patents pending.
ISO 13485 Reg. No. SX 60013530 0001 CE Reg. No. HD 60008817 0001
Bulletin 004779 Rev. J 10/08

